

Free boundary equilibrium code CEDRES++

J. Blum^b, C. Boulbe^b, S. Brémond^a, B. Faugas^b, V. Grandgirard^a, P. Hertout^a, P. Moreau^a, E. Nardon^a



^aCEA, IRFM, F-13108 Saint-Paul-lez-Durance, France

^bLaboratoire J.A. Dieudonné, UMR 6621, Université de Nice Sophia Antipolis,



Parc Valrose, 06108 Nice Cedex 02, France

Introduction

Tokamak design and plasma scenario studies require the development of new performant numerical simulation tools. Free boundary equilibrium codes are mandatory to get a comprehensive description including PF coils related issues. The CEDRES++ code has been improved to match the requirements of such a simulation tools. In parallel, CEDRES++ is being integrated in the ITM platform and gives the possibility to compute equilibrium on every tokamak even on iron core devices like JET or Tore Supra. Moreover, an inverse version of the code allows to find a set of PF coils currents in order to best fit a given plasma shape.

Equations solved

$$L_\mu \psi = j_\phi \quad \text{with} \quad L_\mu \psi \equiv -\frac{\partial}{\partial r} \left[\frac{1}{\mu r} \frac{\partial \psi}{\partial r} \right] - \frac{\partial}{\partial z} \left[\frac{1}{\mu r} \frac{\partial \psi}{\partial z} \right]$$

• **In the plasma** (Grad Shafranov)

$$j_\phi = r \frac{\partial p}{\partial \psi} + \frac{1}{2\mu_0 r} \frac{\partial f^2}{\partial \psi}$$

• **In the ith PF coil**

$$j_\phi = \frac{I_i}{S_i}$$

where S_i is the surface of i th the coil and I_i the total current

• **Elsewhere**

$$j_\phi = 0$$

ITER equilibrium

• **In the iron** the magnetic permeability μ depends non linearly on the poloidal magnetic field. **Elsewhere** $\mu = \mu_0$

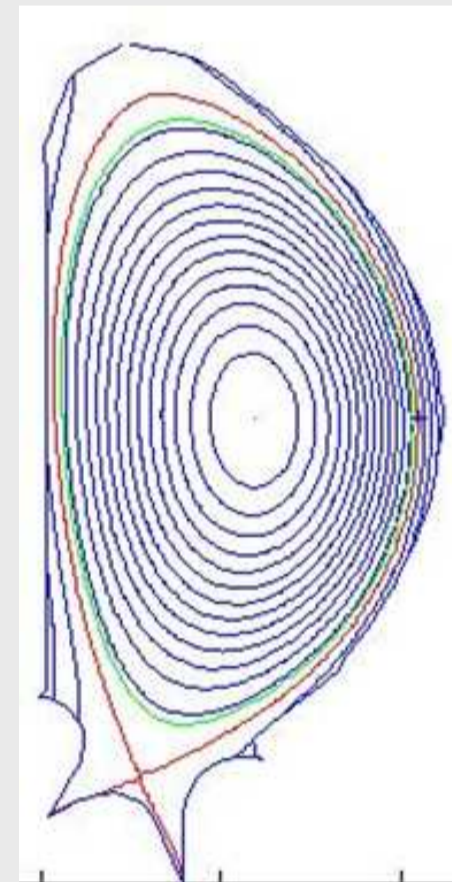
• **Boundary conditions:** $\psi=0$ on vertical axis and at infinity

Direct problem

• Compute the solution ψ of the **equilibrium** problem using as input PF coils currents, current density profile and I_p

• Numerical method: **P1 finite element** method coupled with **boundary integral method** used to satisfy the condition $\psi=0$ at infinity

• Non linearities: **Picard** or **Newton** iterations



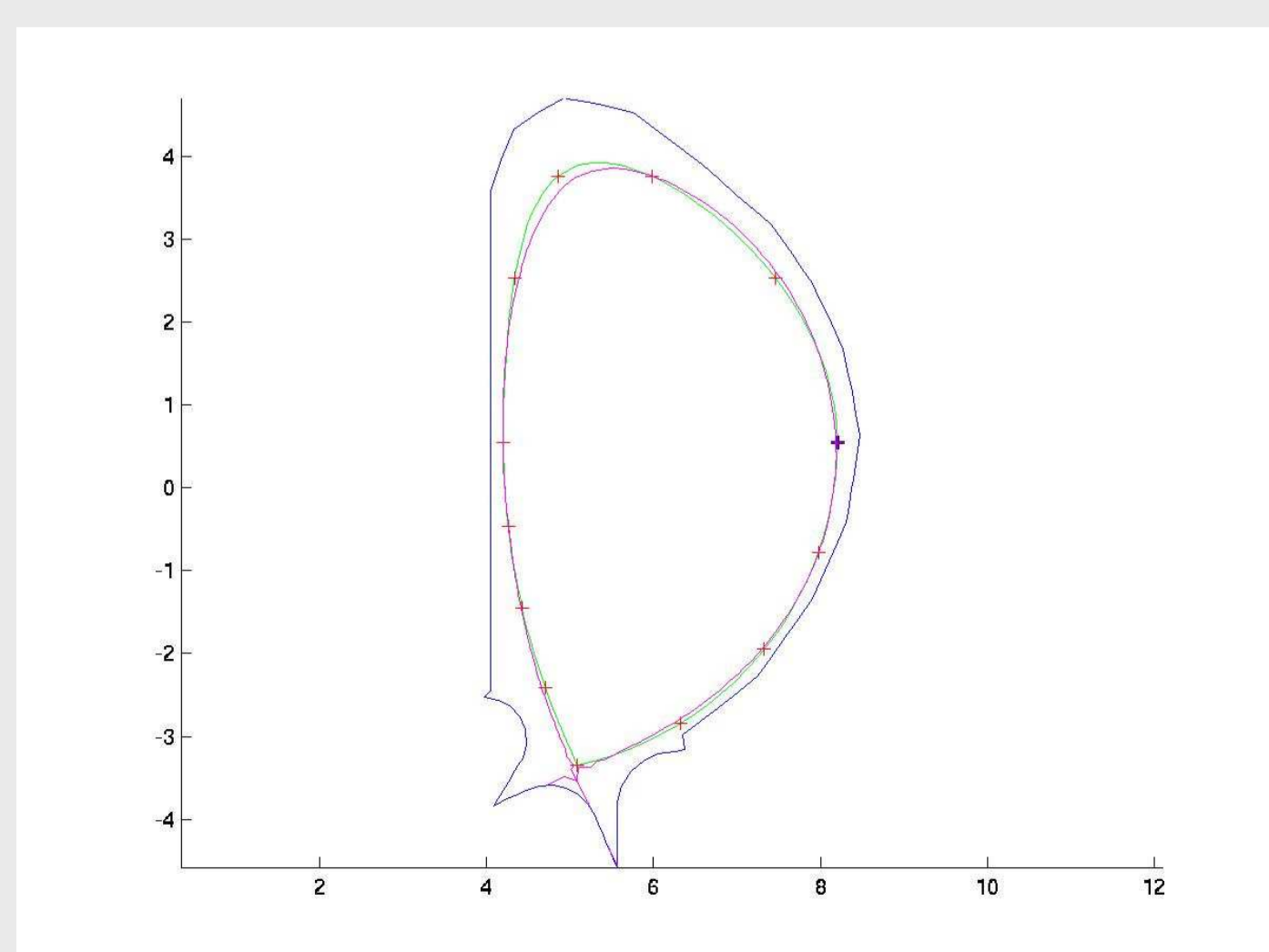
Inverse problem

• Find an optimal **distribution of current in the PF coils** in order to best match a **desired plasma shape**

• Minimisation of cost function $J(I, \psi)$ where the components of the vector I are the currents in the PF coils, and ψ is solution of the equilibrium configuration corresponding to the currents I :

$$J(I, \psi) = \frac{1}{2} \oint_{\Gamma_d} \alpha(M) [\psi(M) - \psi(M_0)]^2 dl + \frac{1}{2} \alpha_x \int_{V_x} \frac{1}{r} |\nabla \psi|^2 ds + \frac{1}{2} \sum_{i=1}^m k_i I_i^2$$

where Γ_d is the desired plasma boundary, V_x is a neighbourhood around the desired X-point position and $\alpha(M), \alpha_x, k_i$ are weights to give more or less importance to the different terms of the cost function

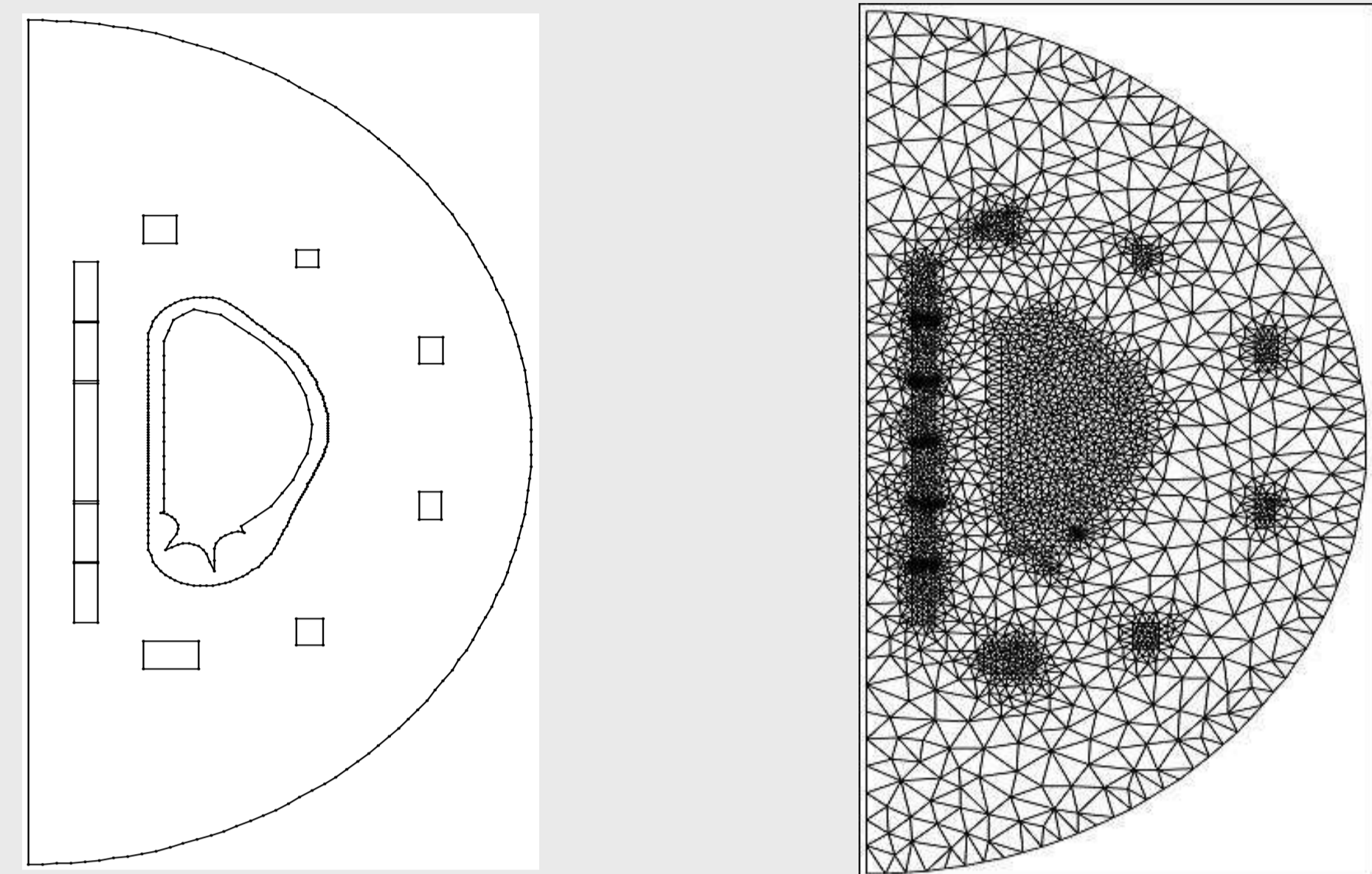


Comparison between the desired plasma boundary (dots and green curve: DINA results) and the plasma boundary calculated by CEDRES++ in inverse mode (pink curve) for the ITER SOB equilibrium.

New developments

Integration of an automatic mesh generator:

The mesh is automatically generated using the machine description. The mesh generator used named TRIANGLE is very fast. A new mesh is created in a few ms.



Current profile density: possibility to give current density profile at discrete points to allow interfacing to a transport solver

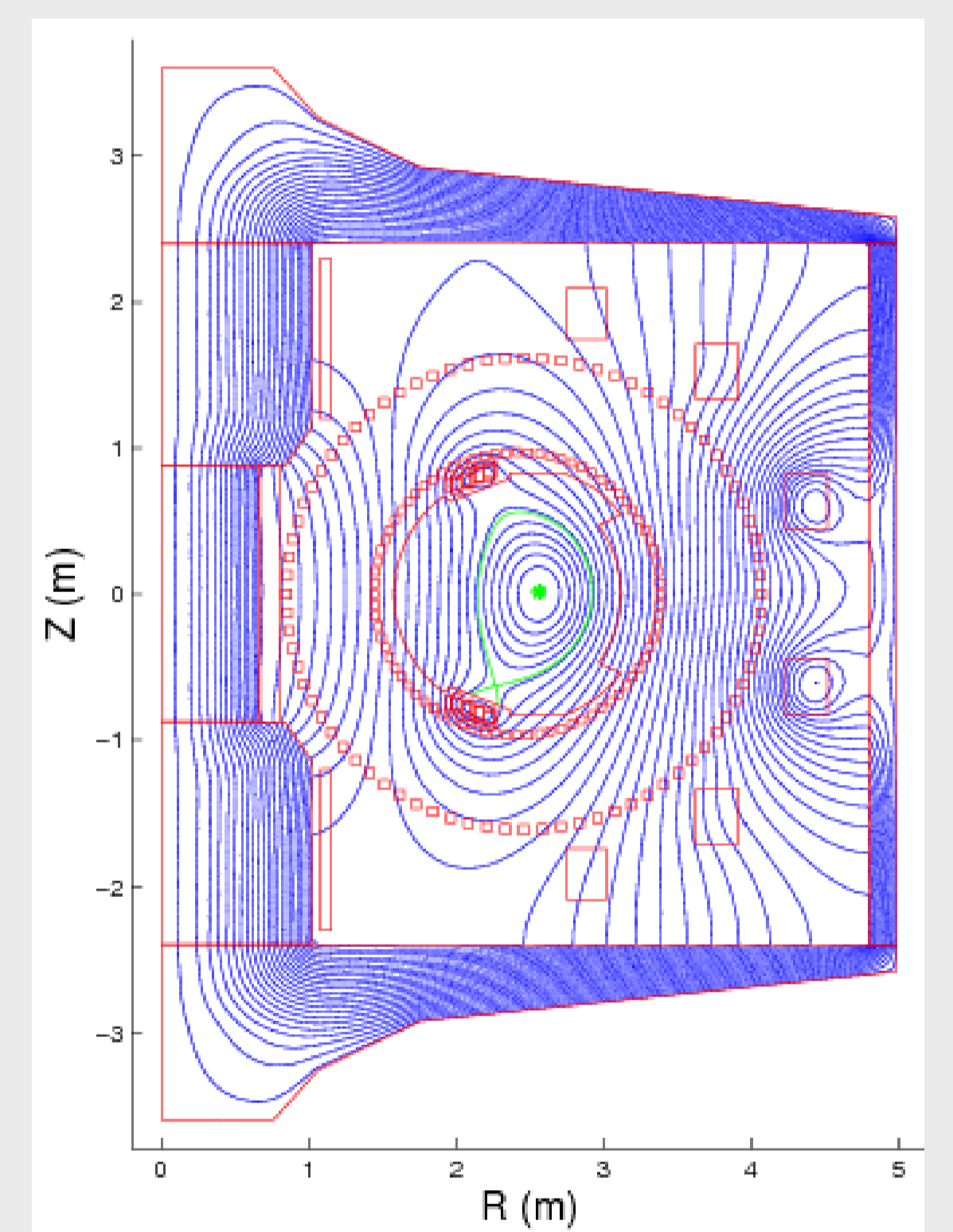
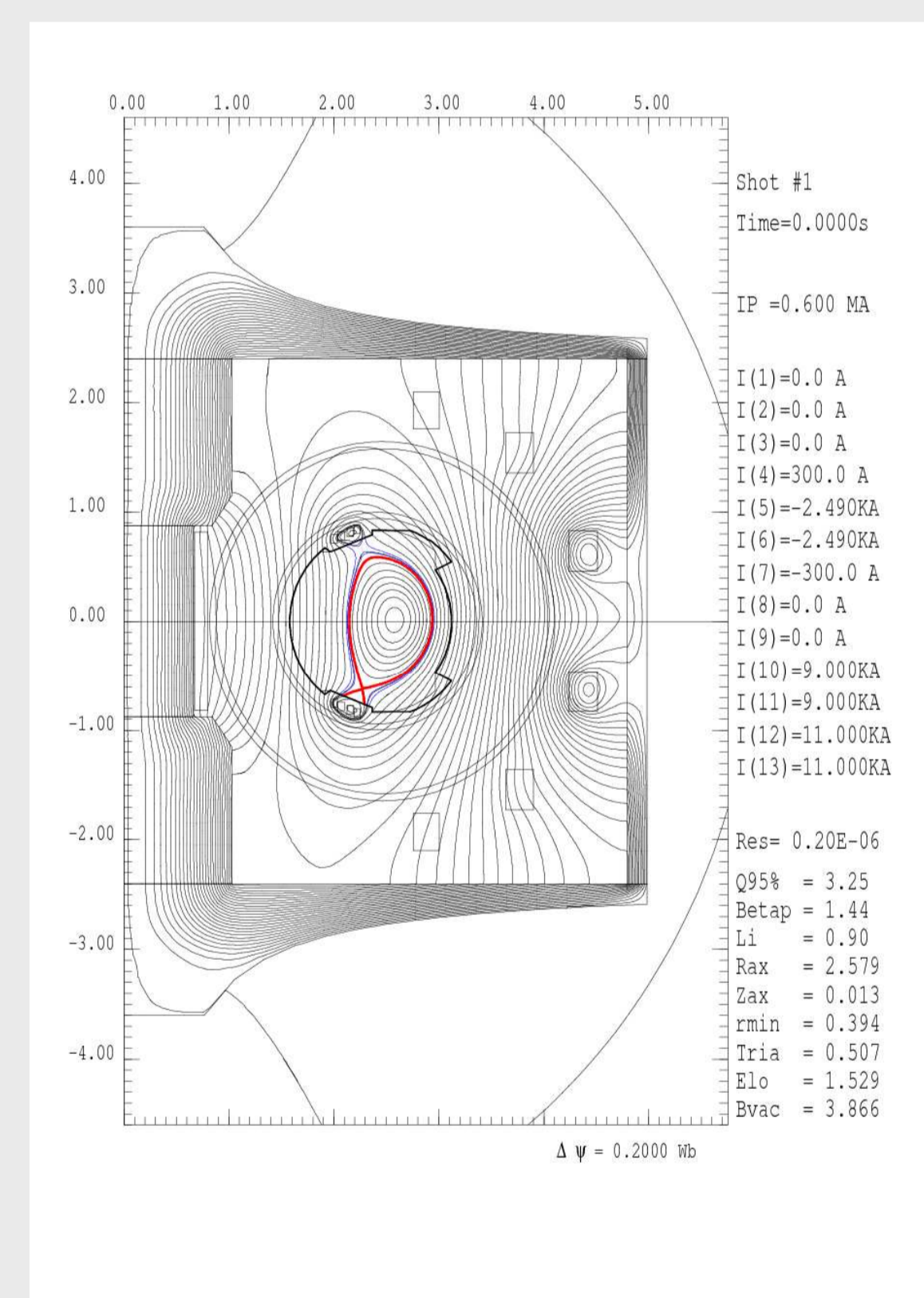
Integration of the iron model: Non linearities treated by Newton or Picard iterations

Direct problem validation

• The validation of CEDRES++ based on a **benchmark with DINA and Proteus** equilibrium codes is in progress.

• Good agreement between CEDRES and DINA on the ITER inductive scenario

• Validation of the iron model with Proteus: good agreement on the first test case

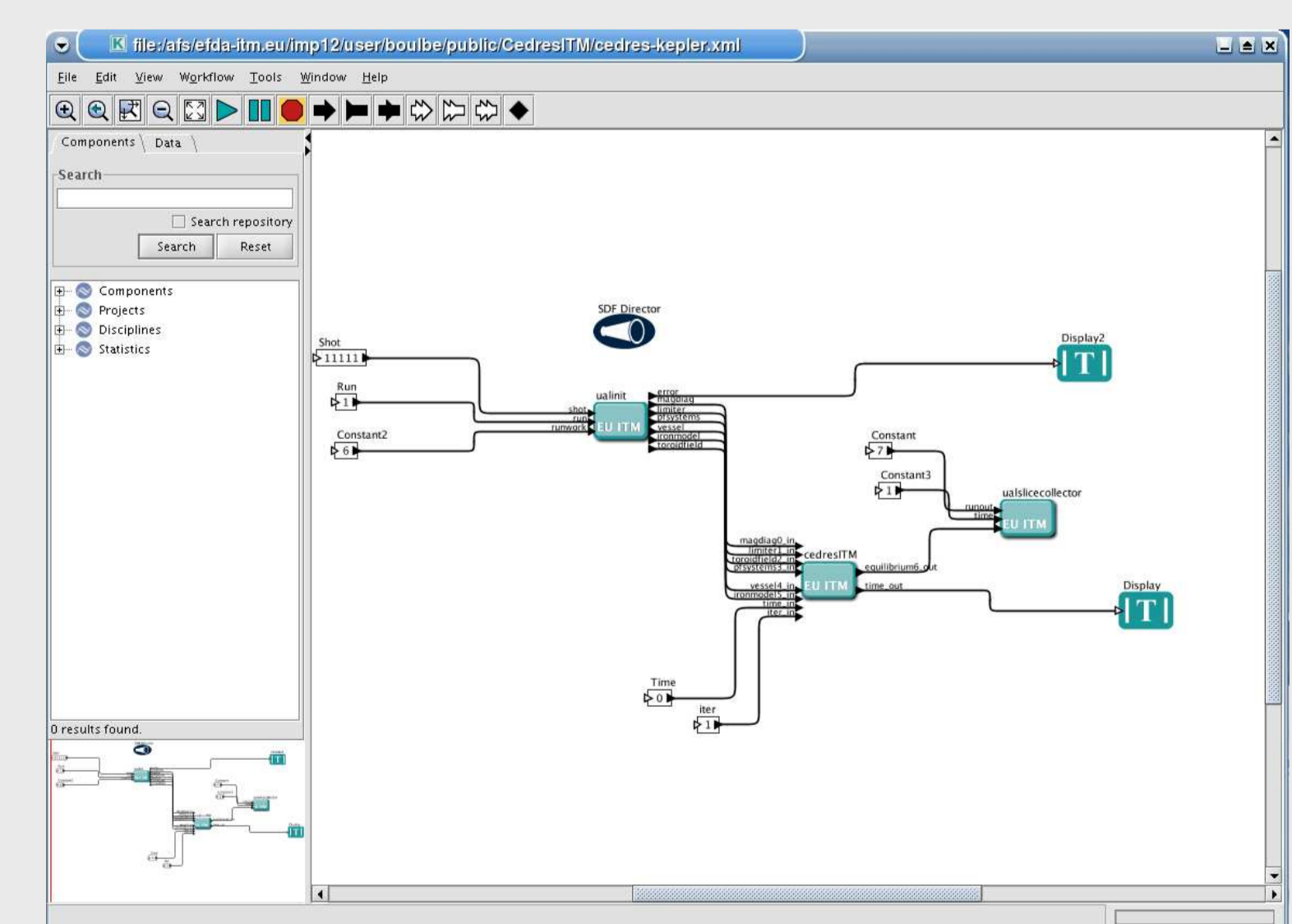


Poloidal flux map calculated by PROTEUS (left) and CEDRES++ (right) for a Tore Supra Divertor Tungsten reference equilibrium

ITM integration

• CEDRES-ITM version available as a **GForge** project

• **Kepler actor** available



Perspectives

• Development of an evolutive version of CEDRES++ including circuit equations and diffusion of induced currents in vacuum vessel currently being tested (with G. Selig)

• Next step: coupling the evolutive version with the transport code CRONOS (preparing coupling to the ETS)